

Network *pop up system*



www.miragedisplay.co.uk

Artwork requirements

- Please save artwork as CMYK.
- Please set up ALL artwork at **25%** final size.
- With artwork set up at 1/4 size, please supply ALL artwork with a minimum of 3mm bleed to all outer edges.
- If fonts are used, please outline ALL fonts, where not possible please supply all fonts used.
- Once artwork is received, we will set up on our template and send you a PDF proof for positioning and spelling purposes, please check carefully
- If colour matching is required then please advise.
- We do not print PANTONE, we can print the CMYK equivalent, if you have a preferred CMYK equivalent then please advise.
- Artwork can be supplied by either email, CD/DVD or uploaded to our website www.miragedisplay.co.uk, select Artwork then select Upload Artwork and follow instructions.



Quark Xpress

- Set up CMYK at 1/4 final size
- Collect for Output and supply a Low resolution PDF for visual purposes
- If supplying a High Res PDF do not compress and supply with all bleed and crop marks



Illustrator

- Set up CMYK at 1/4 final size
- OUTLINE ALL FONTS
- Turn off all Overprints, supply all Links and flatten Transparency
- If supplying a High Res PDF do not compress and supply with all bleed and crop marks



InDesign

- Set up CMYK at 1/4 final size
- OUTLINE ALL FONTS
- Please save and supply a High Res PDF do not compress and supply with all bleed and crop marks



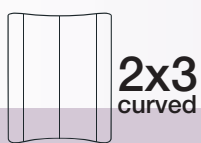
Photoshop

- Set up CMYK at 1/4 final size and 320dpi
- Supply a low resolution PDF for visual purposes
- If artwork set up in Photoshop, text/logos will not be vectored and will have some pixelation when printed full size,
- Save out as a JPEG.



Adobe Acrobat

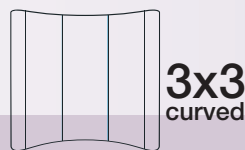
- If supplying a PDF as your final artwork, ensure all images are not reduced / compressed, crop marks and bleed are included and visual lines are not included inside the artwork.



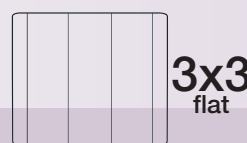
2x3
curved



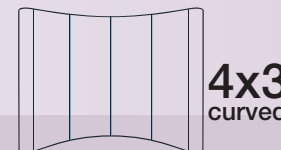
2x3
flat



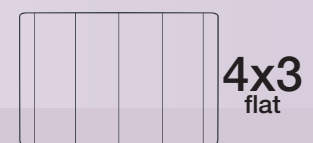
3x3
curved



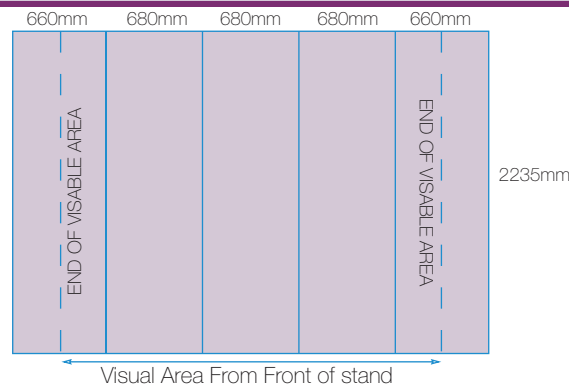
3x3
flat



4x3
curved



4x3
flat



Network Panel Sizes

Curved End Panel	660mm (w) x 2235mm (h)
Curved Front Panel	680mm (w) x 2235mm (h)
Curved Rear Panel	800mm (w) x 2235mm (h)
Flat Front/Rear Panel	732mm (w) x 2235mm (h)
Flat End Panel	304mm (w) x 2235mm (h)
All in one Case Panel (visual area 530mm)	850mm (w) x 1630mm (h)