

Dual Banners



www.miragedisplay.co.uk

Artwork requirements

- Please save artwork as CMYK.
- Please set up ALL artwork at **25%** final size.
- With artwork set up at 1/4 size, please supply **ALL** artwork with a minimum of **3mm bleed** to all outer edges and **an additional 25mm bleed at the bottom**, (this will not be visible on the finished printed graphic).
- If fonts are used, please outline ALL fonts, where not possible please supply all fonts used.
- Once artwork is received, we will set up on our template and send you a PDF proof for positioning and spelling purposes, please check carefully
- If colour matching is required then please advise.
- We do not print PANTONE, we can print the CMYK equivalent, if you have a preferred CMYK equivalent then please advise.
- Artwork can be supplied by either email, CD/DVD or uploaded to our website www.miragedisplay.co.uk, select Artwork then select Upload Artwork and follow instructions.



Quark Xpress

- Set up CMYK at 1/4 final size
- Collect for Output and supply a Low resolution PDF for visual purposes
- If supplying a High Res PDF do not compress and supply with all bleed and crop marks



Illustrator

- Set up CMYK at 1/4 final size
- OUTLINE ALL FONTS
- Turn off all Overprints, supply all Links and flatten Transparency
- If supplying a High Res PDF do not compress and supply with all bleed and crop marks



InDesign

- Set up CMYK at 1/4 final size
- OUTLINE ALL FONTS
- Please save and supply a High Res PDF do not compress and supply with all bleed and crop marks




Photoshop

- Set up CMYK at 1/4 final size and 320dpi
- Supply a low resolution PDF for visual purposes
- If artwork set up in Photoshop, text/logos will not be vectored and will have some pixelation when printed full size,
- Save out as a JPEG.

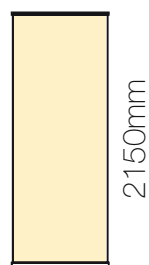


Adobe Acrobat

- If supplying a PDF as your final artwork, ensure all images are not reduced / compressed, crop marks and bleed are included and visual lines are not included inside the artwork.



Please note the bleed is NOT visible and NOT included in the height of the banner



850 / 1000mm

Dual

850 / 1000 x 2150 mm
With 127mm Bleed added to the bottom
This will NOT be visible



Dual Banner Panel Sizes

- 850mm x 2150mm (with 127mm bleed)
- 1000mm x 2150mm (with 127mm bleed)




www.miragedisplay.co.uk

Mirage Display Ltd. 6 Thistleton Close, Macclesfield, Cheshire, SK11 8BE


Telephone: 01625 501853 Fax: 01625 502711 Email: enquiries@miragedisplay.co.uk



600mm



800mm



1000mm

600mm x 2100mm

800mm x 2100mm

1000mm x 2100mm